

DSWA MEMBERS SURVEY REPORT 2017

DanceSport WA Board
June 06, 2017

INTRODUCTION

At the beginning of 2017 the DanceSport WA board launched an initiative to survey its members, past and present, as to their views and experiences in regards to the DanceSport environment. The purpose of this project is to provide the DSWA Board, as well as relevant stakeholders, information as to better respond to the changing world of DanceSport. The below report will detail the findings of the survey in board terms, more detailed answers provided by respondents will be provided to stakeholders such as competition organisers directly and will not be made public in this report in the interest of preserving anonymity.

NUMBER OF RESPONDANTS

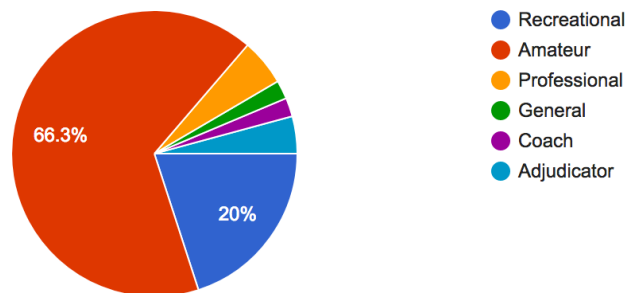
In total there were 97 responses to the members survey. It is worth highlighting there were no mandatory questions as part of the survey and that is why the amount of responses on individual questions can differ greatly.

DSWA MEMBERS SURVEY REPORT 2017

DanceSport WA Board
June 06, 2017

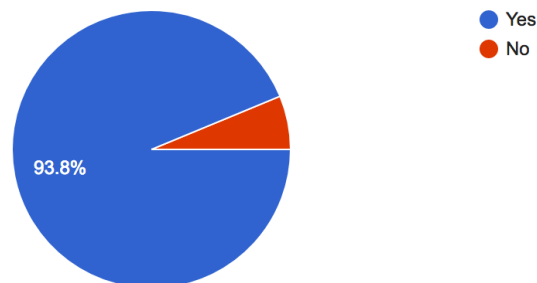
Member Division:

95 responses



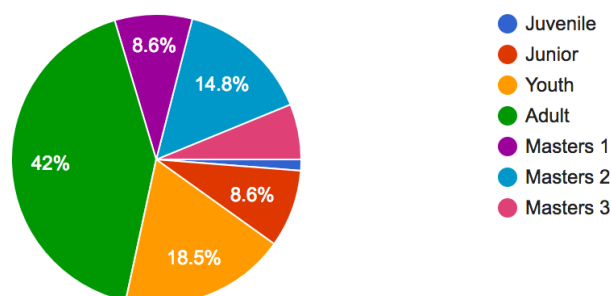
Are you or your child currently (2017) a member of DanceSport Australia?

96 responses



Age Division (Competitors Only):

81 responses

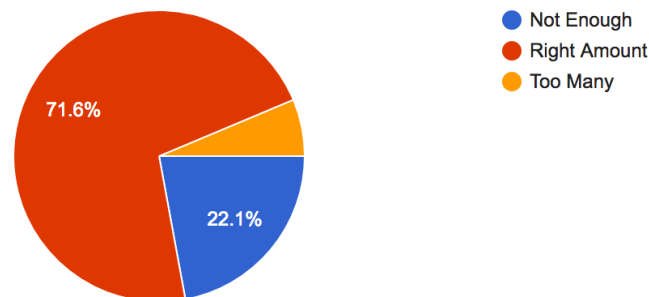


DSWA MEMBERS SURVEY REPORT 2017

DanceSport WA Board
June 06, 2017

What are your thoughts on the number of Competitions/Championships per year?

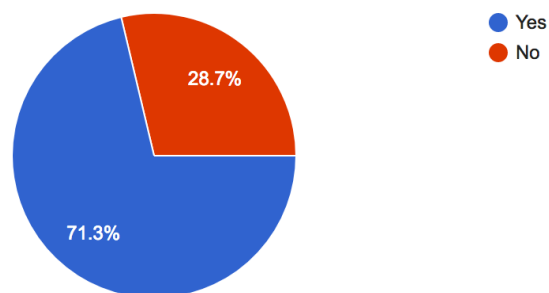
95 responses



NOTE: Unfortunately the reporting program does not show figures for the third option 'Too Many'. The percentage of respondents that selected this option is 6.3%

Do you think events are well run?

94 responses

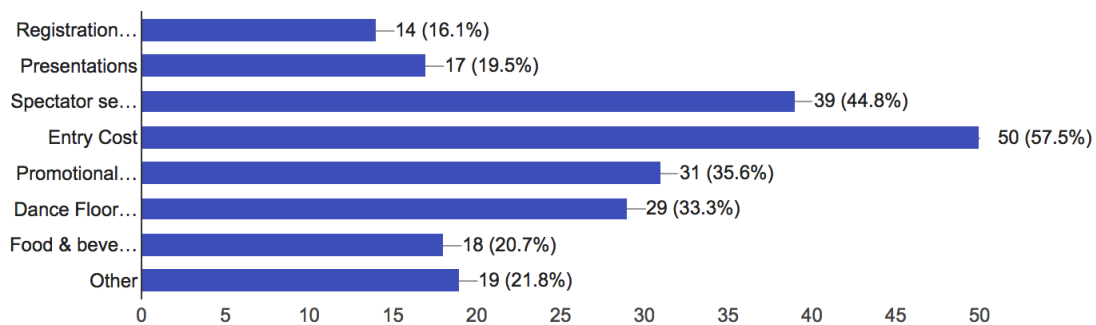


DSWA MEMBERS SURVEY REPORT 2017

DanceSport WA Board
 June 06, 2017

What areas need improvement at events?

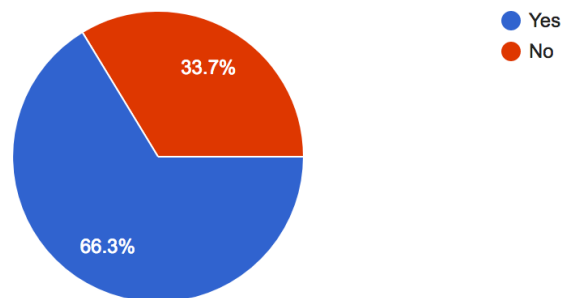
87 responses



NOTE: Unfortunately the reporting program does not show the complete wording for the question options. These options are as follows (top to bottom): Registration efficiency, presentations, spectator seating, entry cost, promotional literature, dance floor space, food and beverage options, other.

Would you like to have more novelty events included? (e.g. Special Needs, Parent & Child, Team)

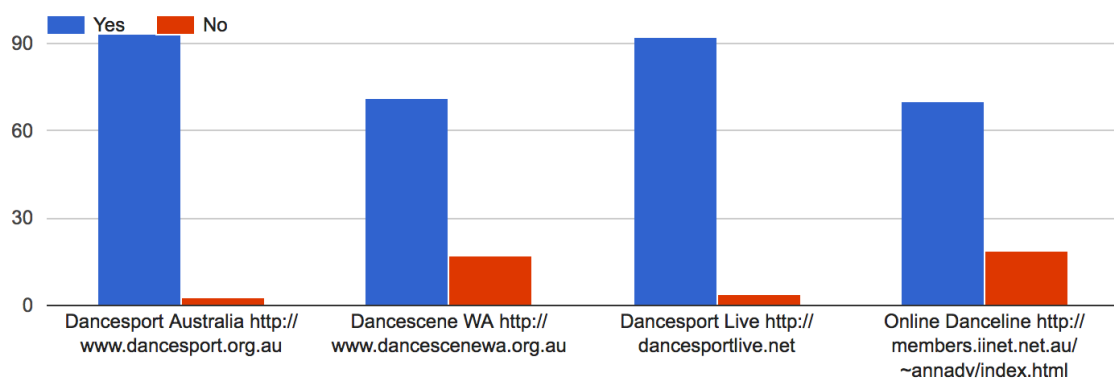
92 responses



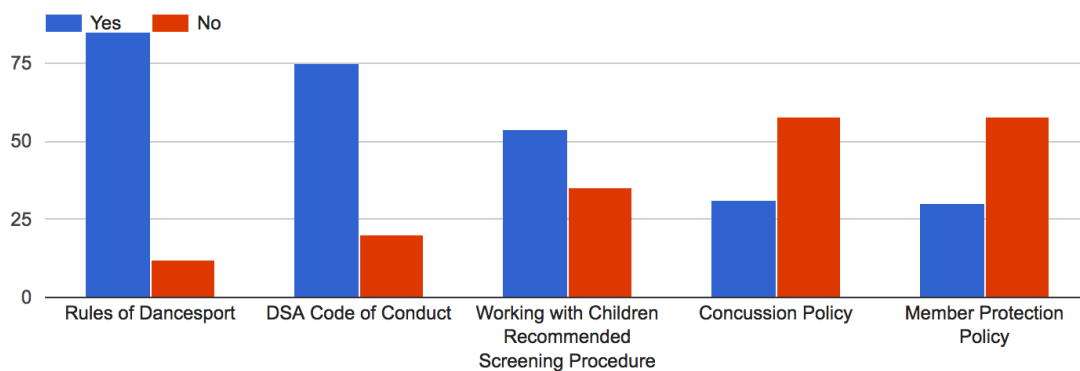
DSWA MEMBERS SURVEY REPORT 2017

DanceSport WA Board
June 06, 2017

Are you familiar with and/or have accessed the following websites:



Have you accessed and/or familiar with the contents of the following documents:

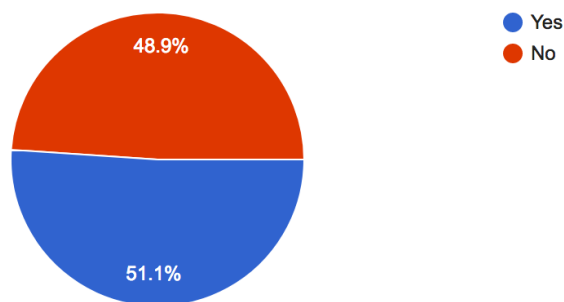


DSWA MEMBERS SURVEY REPORT 2017

DanceSport WA Board
June 06, 2017

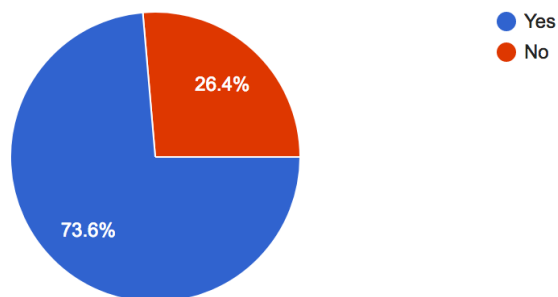
Do you know who comprises the DanceSport WA Board?

94 responses



Do you think the Board is approachable?

91 responses



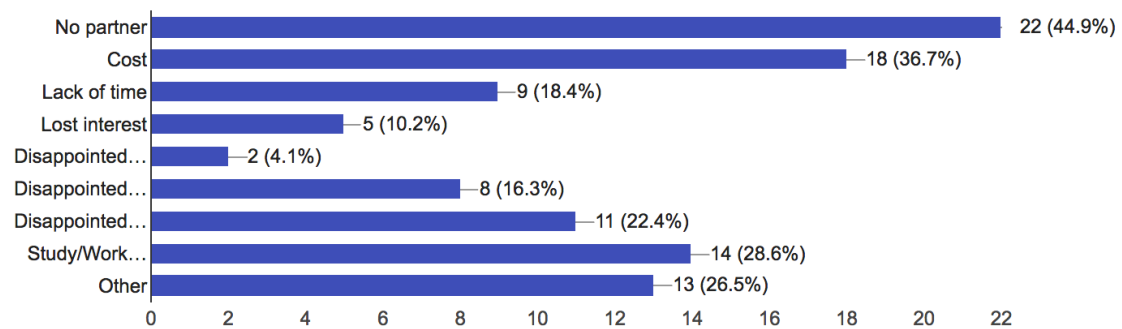
DSWA MEMBERS SURVEY REPORT 2017

DanceSport WA Board
 June 06, 2017

NOTE: The below two questions were intended to be answered by those who were no longer current members of DSWA. As the amount of responses for these questions far outnumbered the amount of respondents that fit that category as indicated by the first question we believe these answers should be taken aspects of DanceSport that the current membership feel could be improved.

Which of the following contributed to you not competing:

49 responses



NOTE: Unfortunately the reporting program does not show the complete wording for the question options above. These options are as follows (top to bottom): no partner, cost, lack of time, lost interest, disappointed with results, disappointed with the direction of DanceSport, disappointed with the quality of judging, study/work commitments, other.

If cost was the primary factor, which area(s)

34 responses

